


## Lite Linke MTP® CHASSIS

The Lite Linke MTP® chassis options are in a 1U or 3U format and are both housing for the premium grade, Lite Linke 24f MTP® cassettes. Both options provide a highly efficient fibre optic connectivity solution using MTP® to LC presentation. The tool-less and pluggable network eliminates the need for expensive on-site splicing and reduces installation time. \*MTP® is a registered trademark of US CONEC Ltd.

### 1U Chassis



#### Features & Benefits

- Holds up to six ½U 24f cassettes – OM4 or OS2 fibre grades
- 144f presentation via modular cassettes in a 1U space
- 12f or 24f MTP® connectivity options
- Completely pluggable high speed fibre optic network
- Colour coded LC Adapters – Aqua for OM4, Blue for Single-mode
- Tough, durable and light weight PPS injection moulded material
- ID Labelling Plate and 8x Cable management Guides inclusive

Our 1U PPS injection moulded chassis provides housing for up to six ½U 24f cassettes. A fully loaded 1U chassis will contain 144f in LC adapter format to the front and twelve MTP® adapters to the rear.

The solution is best served by the use of LC HD Uni-boot switchable patch cords which are neatly managed by the four cable management guides attached to the chassis front. Attachable cable management is also provided for the rear of the chassis.

1U Rear Management Tray is available as an optional extra for Heavier Duty Applications.

#### Specification / Standards

- MTP® connector meets IEC Standard 61754-7 and TIA/EIA 604-5 Type MPO
- MTP® Adapters – Aqua for multimode, Green for single-mode
- LC connectors meets IEC 617-20 and TIA 604-10-A
- LC Adapters – Aqua for multimode, Blue for single-mode
- CHASSIS – Injection moulded PPS material
- Flammability meets UL94-V-0
- Tensile Strength to 211 MPa
- Impact Strength to 104 J/M<sup>2</sup>
- Operation Temperature -40 ~ +80°C
- Colour – Black RAL 9005, Red Pull Tab RAL 3020
- RoHS Compliant

#### Application

- Data centre fibre network infrastructure
- High density fibre applications
- Parallel Optics
- Infiniband Compliant
- 10G Fiber Channel Compliant
- 40G and 100G IEEE 802.3
- QFSP compatible

Part Number for an unloaded 1U Chassis - LL-1UC-V1

## 3U Chassis

Lite Linke MTP® cassettes are configured to Method A. B or C cassette configurations are available upon request.

Lite Linke MTP® Cassettes are loaded vertically in a 3U Chassis with a capacity of 480f LC Adapter - Keyway UP  
MTP® Adapter - Keyway Left (Rear View)



### Features & Benefits

- Holds up to twenty ½U 24f cassettes – OM4 or OS2 fibre grades
- 480f presentation via modular cassettes in a 3U space
- 12f or 24f MTP® connectivity options
- Completely pluggable high speed fibre optic network
- Colour coded LC Adapters – Aqua for OM4, Blue Single-mode
- Tough, durable and light weight PPS injection moulded material

The Hyper HD 3U PPS injection moulded chassis provides housing for up to twenty ½U 24f cassettes, which fully loaded contains up to 480f in LC adapter format to the front. It is possibly the highest fibre count, modular solution on the market within a 3U space and benefits of only requiring one cassette to start thus providing an excellent solution for expanding networks. The 3U solution accommodates up to forty separate 12f MTP® cable links to connect into the rear of the chassis.

### Specification / Standards

- MTP® connector meets IEC Standard 61754-7 and TIA/EIA 604-5 Type MPO
- MTP® Adapters – Aqua for multimode, Green for single-mode
- LC connectors meets IEC 617-20 and TIA 604-10-A
- LC Adapters – Aqua for multimode, Blue for single-mode
- CHASSIS – Injection moulded PPS material
- Flammability meets UL94-V-0
- Tensile Strength to 211 MPa
- Impact Strength to 104 J/M<sup>2</sup>
- Operation Temperature -40 ~ +80°C
- Colour – Black RAL 9005, Red Pull Tab RAL 3020
- RoHS Compliant

### Application

- Data centre fibre network infrastructure
- High density fibre applications
- Parallel Optics
- Infiniband Compliant
- 10G Fiber Channel Compliant
- 40G and 100G IEEE 802.3
- QFSP compatible

Part Number for an unloaded 3U Chassis - LL-3UC-V1

## Optical Fibre Specifications

### Multimode Fibres

Multimode Fibres IEC 60793-2 ISO/IEC 11801 EN 50173 -1&2	Overall Bandwidth (MHz x km)		Max. Link Length for 1 GBit/s (m)		Max. Link Length for 10 GBit/s (m)		Fibre Attenuation (dB/km)	
	850nm 1300nm		850nm (1000Base-SX)	1300nm (1000Base-LX)	850nm (10GBase-SR) (10GBase-SW)	1300nm (10GBase-LX4)	850nm	1300nm
	50/125 µm							
OM3	≥1500	≥500	1000	600	300	300	≤2.7	≤0.7
OM4 Laser Optimised	≥3500	≥500	1000	600	550	300	≤2.7	≤0.7

### Single-mode Fibres

Single-mode Fibres IEC 60793-2 ISO/IEC 11801 EN 50173 -1&2	Chromatic Dispersion		Cut-off-Wave Length (cabled) (nm)	Point Discontinuity (dB)	Fibre Attenuation (dB/km)			Fibre Geometrical Properties (µm)		
	1310nm 1550nm				1310nm	1380-1386nm	1550nm	Mode-field	Cladding	Coating
	9/125 µm									
OS2(ITU-T G.652.D)	≥3.5	≥18.0	≥1260	≤0.1	≤0.34	≤0.31	≤0.22	9.2 ±0.4	125 ±1	245 ±5
OS2 (G.657.A2)	≥3.7	≥18.5	≥1260	≤0.1	≤0.38	≤0.35	≤0.25	8.8 ±0.4	125 ±1	245 ±5

Optical Performance	MTP® Elite Multimode Connector	LC Elite Multimode Connector	MTP® Elite Single-mode Connector	LC Elite Single-mode Connector
Insertion Loss	0.10dB Typical (All Fibres) 0.35dB Max (Single Fibre)	0.08dB Typical 0.15dB Max	0.10dB Typical (All Fibres) 0.35dB Max (Single Fibre)	0.10dB Typical 0.15dB Max
Return Loss	>30dB	>30dB	>60dB	>55dB

### Certificates



MTP® is a Registered Trademark of US Conec

Kevlar® is a Registered Trademark of Dupont™

### Available Accessories



MTP® 1/2U Modular Cassette



MTP® Multi-Tuff Trunk



1U Rear Management Tray

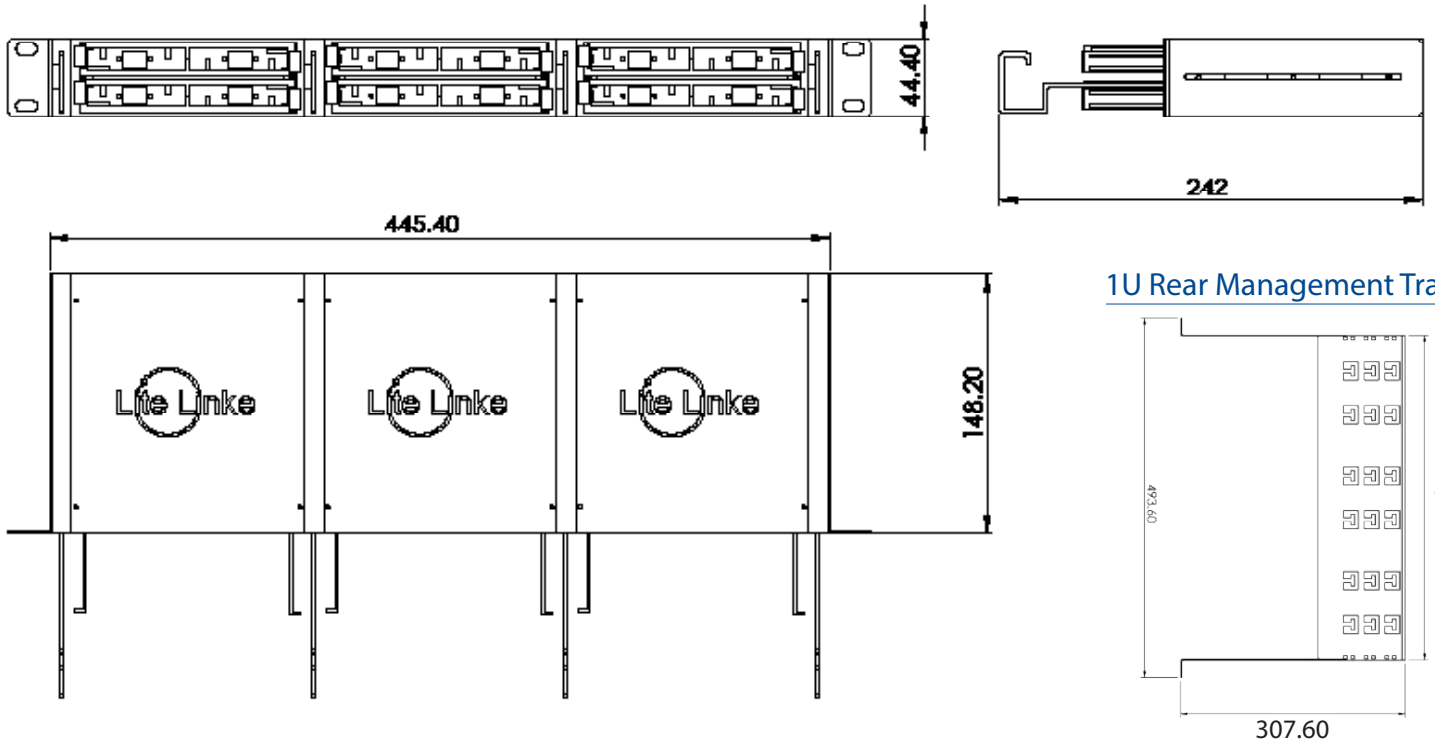


MTP® Cleaning Solutions




EXFO Probe

1U CHASSIS Drawing



1U Rear Management Tray



3U CHASSIS Drawing

