

1

2

3

4

5

6

A

A

B

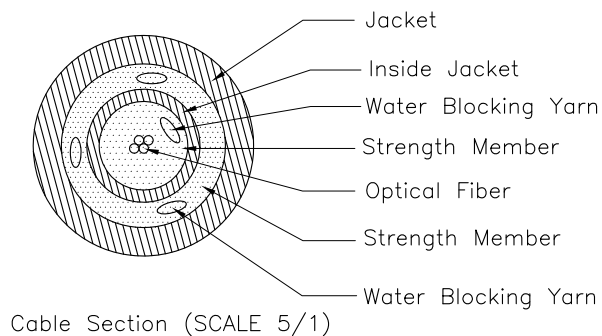
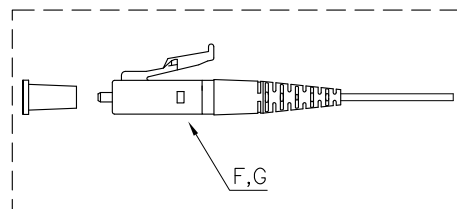
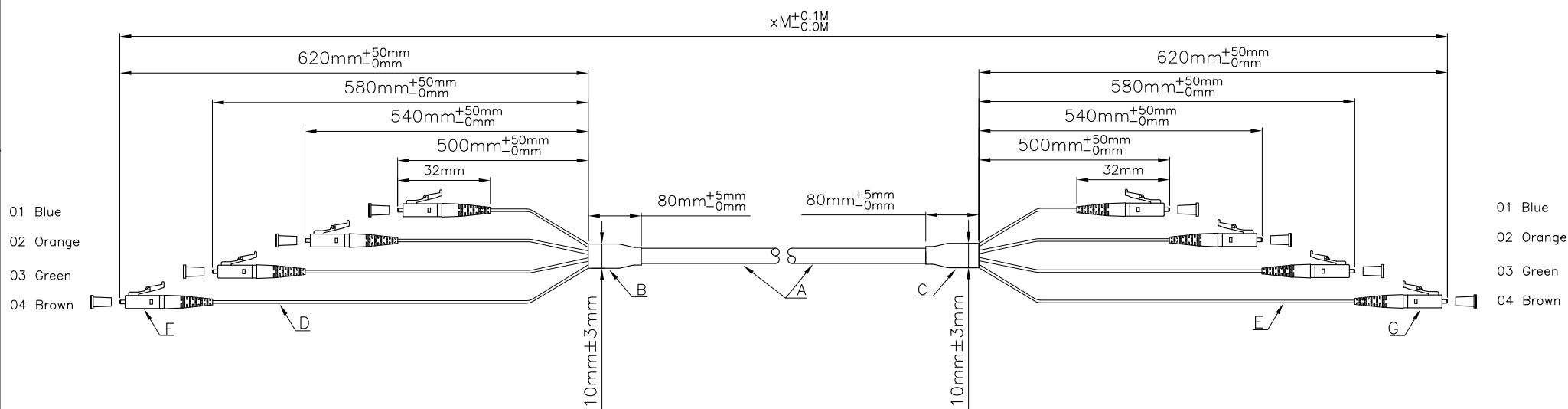
B

C

C

D

D



<b>ACT</b>	ACT Multimode Fiber Optic Indoor / Outdoor cable 50/125 OM4	
	Item : RL22xx-B2ca	Revision : 1.0
	Date : 02-07-2024	
Drawn by : YMN	<small>This drawing is proprietary information of ACT Connectivity Solutions and confidential and provided to you for internal use on a need to know basis only. This document may not be duplicated for or disseminated to any third party without the prior explicit written consent of ACT Connectivity Solutions. Copies of this document, Printed or electronic, are uncontrolled and intended only for immediate use.</small>	

1

2

0

3


4

10cm

5

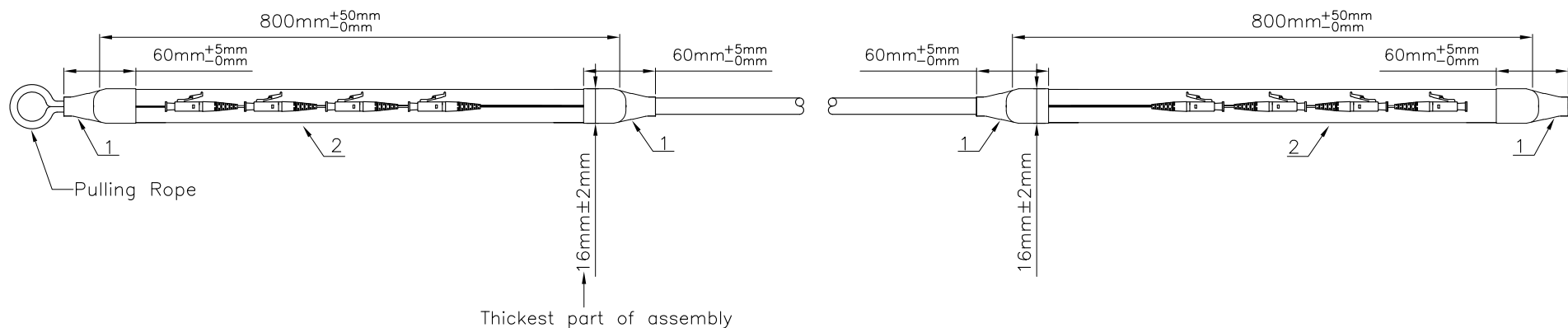
6

Specifications Installation cable (A)	
Type	Indoor/Outdoor cable
Outer diameter	6.5mm
Tensile strength	350N
Operation temp.	-20°C to +70°C
Storage temp.	-40°C to +80°C
Outer Jacket	LSZH
Euro fire class	B2ca s1, d1, a1
Cable colour	Black
UV resistance	Yes
Cable printing	CE MM/YY ACT 4F 50/125 OM4 10280010 xxxxM DoP: 1320-2231 B2ca, s1, d1, a1 NB0598 Communications supply in-/outdoor (MM=month, YY=year)
Specifications Heat Shrink Tubing (B,C)	
Length	80mm
Specifications Fanout cable (D,E)	
Type	Tubing
Outer diameter	0.9mm
Operation temp.	-20°C to +70°C
Storage temp.	-40°C to +80°C
Colors	Blue, Orange, Green, Brown
Fanout length	500mm (+50mm-0mm) - 620mm (+50mm-0mm)
Fanout staggered increments	40mm
Specifications Connector (F,G)	
Connector	LC
Polishing Connector	UPC
Ferrule Connector	Ceramic Zirconia (ZrO2)
Ferrule Diameter	1.25mm
Housing	Ivory (PC)
Boot	White (TPV)
Cap	White (PE)

	ACT Multimode Fiber Optic Indoor / Outdoor cable 50/125 OM4	
	Item : RL22xx-B2ca	Revision : 1.0
	Date : 02-07-2024	
Drawn by : YMN	<small>This drawing is proprietary information of ACT Connectivity Solutions and confidential and provided to you for internal use on a need to know basis only. This document may not be duplicated for or disseminated to any third party without the prior explicit written consent of ACT Connectivity Solutions. Copies of this document, Printed or electronic, are uncontrolled and intended only for immediate use.</small>	

Drawn by : YMN


This drawing is proprietary information of ACT Connectivity Solutions and confidential and provided to you for internal use on a need to know basis only.  
This document may not be duplicated for or disseminated to any third party without the prior explicit written consent of ACT Connectivity Solutions.  
Copies of this document, Printed or electronic, are uncontrolled and intended only for immediate use.



Item	Length(m)	Item	Length(m)
RL2201	10	RL2216	160
RL2202	20	RL2217	170
RL2203	30	RL2218	180
RL2204	40	RL2219	190
RL2205	50	RL2220	200
RL2206	60	RL2221	210
RL2207	70	RL2222	220
RL2208	80	RL2223	230
RL2209	90	RL2224	240
RL2210	100	RL2225	250
RL2211	110	RL2226	260
RL2212	120	RL2227	270
RL2213	130	RL2228	280
RL2214	140	RL2229	290
RL2215	150	RL2230	300

Specifications heat shrink tubing (1)	
Length	60mm
Specifications protective tube (2)	
Material	PVC
Color	Transparent
Dimensions	800mm(+50mm -0mm) x 12mm x 15mm

Length (m)	Reel Weight (KG)	Reel dimension (mm)
120	1.7	327 (H) x 345 (ø)
121-240	1.9	327 (H) x 400 (ø)
241-330	2.8	330 (H) x 450 (ø)
331-420	3.1	330 (H) x 480 (ø)
≥421	3.3	400 (H) x 480 (ø)

	ACT Multimode Fiber Optic Indoor / Outdoor cable 50/125 OM4	
	Item : RL22xx-B2ca	Revision : 1.0
		Date : 02-07-2024
Drawn by : YMN	<div>This drawing is proprietary information of ACT Connectivity Solutions and confidential and provided to you for internal use on a need to know basis only. This document may not be duplicated for or disseminated to any third party without the prior explicit written consent of ACT Connectivity Solutions. Copies of this document, Printed or electronic, are uncontrolled and intended only for immediate use.</div>	

Drawn by : YMN

Specifications fiber	
Fiber type	Multimode
Fiber class	OM4
Diameter core / cladding	50/125
Specifications optical performance	
Insertion Loss (IL) typical	0.1 dB
Insertion Loss (IL) maximum	0.15 dB
Return Loss (RL)	≥ 35 dB
Standard compliances	
IEC 61754-20	Fibre optic connector interfaces - Type LC connector family
IEC 61300-3-47	Examinations and measurements - End face geometry of PC/APC spherically polished ferrules using interferometry
IEC 60794-2-20	Indoor cables - Family specification for multi-fibre optical cables
IEC 60794-1-2	Basic optical cable test procedures
IEC 60332-1-2	Test for vertical flame propagation for a single insulated wire or cable
IEC 60754-1	Determination of the halogen acid gas content
IEC 60754-2	Determination of acidity (by pH measurement) and conductivity
IEC 61034-2	Measurement of smoke density of cables burning under defined conditions



ACT Multimode Fiber Optic Indoor / Outdoor cable 50/125 OM4

Item : RL22xx-B2ca

Revision : 1.0

Date : 02-07-2024

Drawn by : YMN

This drawing is proprietary information of ACT Connectivity Solutions and confidential and provided to you for internal use on a need to know basis only. This document may not be duplicated for or disseminated to any third party without the prior explicit written consent of ACT Connectivity Solutions. Copies of this document, Printed or electronic, are uncontrolled and intended only for immediate use.

0

3

4

10cm

5

6